



**COVERED
CALIFORNIA**

*Navigator Grant Program
Funding Announcement Report
Cycle 3 (2015-2016)
August 19, 2015*

CONTENTS

I. EXECUTIVE SUMMARY	1
II. GRANT REVIEW AND SELECTION PROCESS	6
A. Grant Application Process	6
B. Technical Review	7
C. Evaluation and Scoring	7
D. Ranking and Selection	8
III. FUNDING AWARDS	8
A. Overview of Grantees	8
B. Location of Grantees	9
C. Categories of Grantees	9
D. Non-Funded Organizations	10
APPENDIX A – 1 PAGE GRANTEE SUMMARY	11

I. EXECUTIVE SUMMARY

This report summarizes Covered California's selection of organizations to receive a Navigator Program Grant. These Navigator Grantees, hereafter referred to as Grantees, responded to the Navigator Program Request for Application released on April 23, 2015. The Navigator Grant Program Agreements will span the period of August 1, 2015 through June 30, 2015. Covered California will have the option to award two 1-year extensions for 2016 and 2017. The purpose of the Navigator Grant Program is to engage trusted organizations to conduct outreach, education, renewal assistance, enrollment assistance and post enrollment services on behalf of Covered California. Navigator Program Activities include:

1. Informing Covered California subsidy eligible consumers of the availability and benefits of obtaining health care coverage;
2. Promoting the value of purchasing health care coverage;
3. Motivating consumers to act;
4. Helping consumers to shop and compare plans;
5. Facilitating enrollment into Covered California Health Insurance Plans;
6. Assisting consumers with the Covered California renewal process; and
7. Providing post enrollment support to Covered California consumers.

On June 18, 2015, the California Health Benefit Exchange Board approved \$13 million to distribute in grants to eligible entities through a competitive grant application process. A total of \$10.3 million was allocated to provide grants to community organizations to enroll and renew approximately 42,300 Covered California eligible consumers.

Covered California selected Grantees for funding based on the best overall value and most effective enrollment and renewal strategies. Grant applications must comply with the Enrollment Assistance Program regulations. In selecting Grantees for funding, Covered California considered the following:

1. Entity has existing relationships, or could readily establish relationships, with Covered California eligible consumers and self-employed individuals likely to be eligible for enrollment in a Covered California Health Plan;
2. Proposal was aligned with the Navigator Program objectives;
3. Degree of innovation, including the use of grant funds on store fronts or other permanent locations where consumers can receive enrollment and renewal assistance outside of normal business hours;
4. Demonstrated ability and evidence of effectiveness in providing outreach, education, renewal assistance, enrollment, and post enrollment support, including demonstrated effectiveness in enrolling Covered California eligible consumers; and
5. Ability to meet any licensing, certification, or other standards prescribed by Covered California and to comply with the Enrollment Assistance Program regulations.

Covered California selected 68 organizations for funding, which includes an additional 64 subcontractors. The 132 organizations selected to participate in the Navigator Program are

estimated to enroll/renew 42,300 individuals in Covered California Health Plans. The selected Grantees will reach consumers in 13 languages which include: Arabic, Armenian, Chinese, English, Farsi, Hmong, Khmer, Korean, Laotian, Russian, Spanish, Tagalog and Vietnamese. Many of the selected Grantees have proposed to provide services to multiple populations. Below are the numbers of Grantees that will reach the following targeted populations:

1. 29 Grantees will reach the Latino community and at least 60% of their activities are estimated to reach this target population;
2. 7 Grantees will have a specific focus on reaching the Asian community and at least 20% of their activities are estimated to reach this target population;
3. 8 Grantees will have a specific focus on reaching the African American community and at least 30% of their activities are estimated to reach this target population;
4. 30 Grantees proposed to reach young adults; and
5. 35 Grantees proposed to reach the LGBTQ community.

Table 1 summarizes the funding amount and percentage by ethnic group.

TABLE 1 – NAVIGATOR FUNDING BY ETHNICITY

Ethnicity	Lead Grantees	Navigator Dollars Awarded	% of Total
Latino	68	\$5,821,200	56.37%
Caucasian	64	\$1,939,900	18.83%
Asian	40	\$1,134,050	11.00%
<i>Cambodian</i>	9	\$18,950	0.18%
<i>Chinese</i>	22	\$534,375	5.19%
<i>Filipino</i>	32	\$210,075	2.04%
<i>Hmong</i>	14	\$70,000	0.68%
<i>Japanese</i>	9	\$16,250	0.16%
<i>Korean</i>	15	\$45,925	0.45%
<i>Laotian</i>	5	\$14,000	0.14%
<i>Vietnamese</i>	19	\$158,725	1.54%
<i>Asian Pacific Islander</i>	6	\$65,750	0.64%
African/African American	61	\$896,225	8.70%
<i>African</i>	12	\$32,825	0.38%
<i>African American</i>	61	\$857,400	8.32%
Other	23	\$460,625	4.47%
<i>Middle Eastern</i>	23	\$146,275	1.42%
<i>Other</i>		\$304,350	3.28
American Indian	2	\$24,000	0.23%
Grand Total		\$10,300,000	100%

Table 2 summarizes the Grantees that will provide outreach, education, renewal support, enrollment assistance and post enrollment services to consumers eligible for Covered California Health Plans. The Grantees' requested amount, funded amount, as well as their minimum enrollment goal for renewals and new enrollments in Covered CA plans is included.

TABLE 2 – NAVIGATOR GRANTEES

Organization	Requested Amount	Funded Amount	Enrollment & Renewal Goal
211 Infoline of San Diego County	\$293,750.00	\$250,000.00	1000-1200
Access California Services	\$50,000.00	\$50,000.00	200-400
Alameda Health Consortium	\$300,000.00	\$300,000.00	1200-2000
AltaMed Health Services Corporation	\$500,000.00	\$500,000.00	2000 +
Ampla Health	\$100,000.00	\$100,000.00	400-800
Bartz-Altadonna Community Health Centers	\$100,000.00	\$50,000.00	200-400
CA Council of Churches	\$50,000.00	\$50,000.00	200-400
California Black Chamber of Commerce Foundation	\$500,000.00	\$50,000.00	200-400
California Physicians Alliance dba PNHP	\$50,000.00	\$50,000.00	200-400
Catholic Charities of California, Inc.	\$299,750.00	\$225,000.00	900-1200
City of Long Beach Department of HHS Services	\$125,000.00	\$125,000.00	500-1200
Clinica Sierra Vista	\$500,000.00	\$500,000.00	2000 +
Coalition of Orange County Community Centers	\$300,000.00	\$150,000.00	600-1200
Community Health Alliance of Pasadena	\$250,000.00	\$200,000.00	800-1200
Community Health Clinic Ole	\$100,000.00	\$50,000.00	200-400
Community Health Councils	\$50,000.00	\$50,000.00	200-400
Community Health Partnership, Inc	\$50,000.00	\$50,000.00	200-400
Comprehensive Community Health Centers, Inc.	\$150,000.00	\$150,000.00	600-1200
Council of Community Clinics	\$500,000.00	\$500,000.00	2000 +
Crenshaw Health Partners	\$500,000.00	\$150,000.00	600-1200
D' Access Central Inc	\$100,000.00	\$100,000.00	400-800

Covered California Navigator Grant Program
Grant Funding Announcement Report

Organization	Requested Amount	Funded Amount	Enrollment & Renewal Goal
Divine Truth Unity Fellowship Church dba Unity Fellowship Social Justice Ministries	\$85,000.00	\$50,000.00	200-400
Family Health Care Resources	\$300,000.00	\$300,000.00	1200-2000
Family Health Centers of San Diego	\$500,000.00	\$500,000.00	2000 +
Family HealthCare Network	\$300,000.00	\$200,000.00	800-1200
Family Tax Services		\$75,000.00	300-400
Golden Valley Health Centers	\$100,000.00	\$75,000.00	200-400
Greenfield Family Resource Center	\$50,000.00	\$50,000.00	200-400
Grupo Comunitario en Salud Integral	\$50,000.00	\$50,000.00	200-400
HEALTHCARE RESOURCES FOUNDATION	\$100,000.00	\$50,000.00	200-400
Healthy Community Forum for the Greater Sacramento Region	\$250,000.00	\$250,000.00	1000-1200
Healthy House Within a MATCH Coalition	\$75,000.00	\$75,000.00	300-400
Herald Christian Health Center	\$500,000.00	\$400,000.00	1600-2000
Home Start, Inc.	\$100,000.00	\$100,000.00	400-800
Hub Cities Consortium	\$150,000.00	\$75,000.00	300-400
Inland Wellness Information Network	\$100,000.00	\$100,000.00	400-800
Institute for Healthcare Advancement	\$50,000.00	\$50,000.00	200-400
KELLY ROLFE FINANCIAL SERVICES	\$500,000.00	\$100,000.00	400-800
La Familia Counseling Center, Inc.	\$50,000.00	\$50,000.00	200-400
LDP Financial	\$300,000.00	\$150,000.00	600-1200
Los Angeles Unified School District	\$158,464.00	\$75,000.00	300-400
MKG Enterprises CORP	\$200,000.00	\$50,000.00	200-400
National Coalition of 100 Black Women	\$500,000.00	\$50,000.00	200-400
North County Health Project, Inc.	\$275,000.00	\$200,000.00	800-1200

Covered California Navigator Grant Program
Grant Funding Announcement Report

Organization	Requested Amount	Funded Amount	Enrollment & Renewal Goal
NORTHEAST COMMUNITY CLINIC	\$100,000.00	\$100,000.00	400-800
Northeast Valley Health Corporation	\$215,000.00	\$100,000.00	400-800
Omni Family Health	\$300,000.00	\$300,000.00	1200-2000
Open Door Community Health Centers	\$200,000.00	\$50,000.00	200-400
Planned Parenthood of Orange and San Bernardino Counties	\$50,000.00	\$50,000.00	200-400
Providence Little Company of Mary Foundation	\$150,000.00	\$125,000.00	500-1200
Quantum Investments Inc. dba Liberty Tax Service	\$200,000.00	\$100,000.00	400-800
Quinn Community Outreach Corporation	\$100,000.00	\$50,000.00	200-400
Redwood Community Health Coalition	\$500,000.00	\$500,000.00	2000 +
Riverside County Black Chamber of Commerce	\$500,000.00	\$300,000.00	1200-2000
Saban Community Clinic	\$100,000.00	\$100,000.00	400-800
Sac Cultural Hub Media Foundation	\$150,000.00	\$50,000.00	200-400
Salud Para La Gente	\$225,000.00	\$100,000.00	400-800
San Diego Black Health Associates, Inc.	\$100,000.00	\$50,000.00	200-400
San Joaquin Pride Center		\$50,000.00	200-400
San Mateo County Health System	\$250,000.00	\$250,000.00	1000-1200
Solano Coalition for Better Health	\$200,000.00	\$175,000.00	700-1200
St. Francis Medical Center of Lynwood Foundation	\$400,000.00	\$175,000.00	700-1200
The Actors' Fund of America	\$125,000.00	\$100,000.00	400-800
The Children's Clinic, "Serving Children and Their Families"	\$500,000.00	\$100,000.00	400-800
The G.R.E.E.N.E Foundation	\$100,000.00	\$50,000.00	200-400
Tides Center/California Coverage & Health Initiatives	\$345,778.00	\$150,000.00	600-1200
Total	\$21,393,137	\$10,300,000	42,300 – 50,600

II. GRANT REVIEW AND SELECTION PROCESS

Proposals were evaluated individually to assess the quality and likelihood of each proposal to achieve the stated goals of the program and were assigned a numerical score. Covered California conducted a rigorous evaluation process to ensure all applications were evaluated independently and without conflict of interest. A concerted effort was made to ensure that all proposals received a minimum of two evaluations. A third evaluation was initiated when the first and second scores resulted in a differential of 10 points or greater. Where a significant differential between the previous scores existed, an in-depth review was conducted by internal staff to inform what would be considered an outlier score, with the final score determined by third and/or fourth reviews conducted by Covered California staff. The Navigator Program Manager reviewed all evaluator scores and recommendations. A final recommendation was submitted to the Executive Director for review and Covered California approval. The grant review and selection process timeline is displayed in Chart 1.

CHART 1 – GRANT REVIEW AND SELECTION PROCESS



A. Grant Application Process

The Navigator Grant Application, released on April 23, 2015, was a competitive process administered by Covered California. A Grant Application webinar was conducted on May 1, 2015 to provide an overview of the grant application and a forum for interested entities to ask questions. In addition, there was a process for entities to submit their questions regarding the application and responses were posted on the Covered California website. The final date to submit applications was June 1, 2015.

Applicants were required to submit an application electronically. Covered California received 107 proposals. As a matter of policy, Covered California does not disclose the individual organizations that applied for the grant program to encourage future participation. Organizations that were not selected for funding are invited to participate in the non-compensated Community Outreach Network or Certified Application Counselor Programs, and are encouraged to apply for future grant opportunities. The fact that they were not selected is not an indication that their proposal was deficient in any manner.

Table 3 summarizes the applications received by region and requested funding amount.

TABLE 3 – FUNDING REQUESTED BY REGION

Region	Applications Submitted	Amount Requested
Bay Area	8	\$1,325,000.00
Central Coast	3	\$475,000.00
Central Valley	12	\$2,314,500.00
Inland	10	\$2,685,000.00
Los Angeles	45	\$7,779,359.00
Northern	15	\$3,295,528.00
Orange County / San Diego	5	\$2,393,750.00
Total	107	\$20,268,137.00

B. Technical Review

Following successful submission, each application underwent a technical review to determine whether the application met the format, eligibility and funding request requirements. Organizations that failed to meet these requirements based on their submitted application or additional information requested by Covered California, did not pass technical review and did not proceed to evaluation and scoring. Eight applications did not pass technical review and therefore did not proceed to evaluation and scoring.

C. Evaluation and Scoring

Those meeting the technical review requirements progressed to evaluation and scoring. During this step, each application was scored by two independent evaluators. The final numeric score was calculated by averaging both scores. Criteria included:

1. Alignment with the Navigator Program objectives;
2. Degree of innovation, including the use of grant funds on store fronts or other permanent locations where consumers can receive enrollment and renewal assistance outside of normal business hours;
3. Evidence demonstrating likely effectiveness of outreach, education, enrollment, renewal assistance and post enrollment strategies;

4. Distinctiveness from other funded activities; and
5. Applications were also reviewed based on cost-effectiveness and allocation

Covered California exercised its right throughout the process to request additional information from any applicant to determine the quality or scope of their proposal.

D. Ranking and Selection

The purpose of ranking and selection was to determine the mix of Grantees that would achieve Covered California's goals and priorities. The ranking process involved an analysis of ethnicities and languages proposed to be reached, to ensure selected Grantees would be reaching target populations and communities of importance to Covered California.

Additional consideration was given to applications with lead and subcontracting organizations that have already demonstrated active and successful involvement in Covered California's Navigator Grant Program and/or In-Person Assistance (IPA) Program.

Refer to Appendix A, which provides a one page summary of the proposals for each of the selected Grantees. This summary includes: primary contact information, organization website address, enrollment goal (based on funded amount), CEE rank for Open Enrollment #2, and subcontractors.

Scored proposals were ranked against each other for applicants proposing to serve the same target population. Some of the factors considered in ranking included: cost-effectiveness, access to target populations (based on ethnicity, income, language, age and other factors), target region, evaluation score, existing networks and infrastructures, as well as references submitted by the applicant.

III. FUNDING AWARDS

Of the total 115 applications received, eight applications did not pass technical review and were not included in the evaluation and scoring process. Of the 107 applications that advanced to evaluation and ranking, 69 Navigator Grant proposals, or 60 percent of applications received, are recommended for funding.

A. Overview of Grantees

Navigator Grant recipients are expected to conduct outreach, education, enrollment assistance, renewal assistance, and post enrollment services to consumers. These activities will help Covered California meet the goals of the Navigator Grant Program by:

1. Informing Covered California subsidy eligible consumers of the availability and benefits of obtaining health care coverage;
2. Promoting the value of purchasing health care coverage;
3. Motivating consumers to act;
4. Helping consumers to shop and compare plans;
5. Facilitating enrollment into Covered California Health Insurance Plans;

6. Assisting consumers with the Covered California renewal process; and
7. Providing post enrollment support to Covered California consumers.

The target populations of selected Grantees will reach consumers in 13 languages which include: Arabic, Armenian, Chinese, English, Farsi, Hmong, Khmer, Korean, Laotian, Russian, Spanish, Tagalog, and Vietnamese. Other Grantees were selected based on their demonstrated ability to reach special demographics including Lesbian, Gay, Bisexual, and Transgender (LGBT) and young adults.

B. Location of Grantees

An emphasis was placed on ensuring Grantees were selected that demonstrated a wide reach into areas where Covered California eligible populations reside.

Table 4 shows the funding awarded and enrollment / renewal goals by the eight geographic regions that are part of Covered California's 2015 Community Outreach Campaign.

TABLE 4 – SELECTED NAVIGATOR APPLICATIONS BY REGION

Region	Funding Amounts (Navigator Dollars)	%	Renewals & Enrollments	%
Bay Area	\$650,000	6%	3,200	8%
Central Coast	\$100,000	1%	1,100	3%
Central Valley	\$1,400,000	14%	5,900	14%
Inland Empire	\$900,000	9%	6,000	14%
Los Angeles	\$3,550,000	34%	12,500	29%
Northern	\$1,700,000	17%	6,000	14%
Orange	\$400,000	4%	1,200	3%
San Diego	\$1,600,000	16%	6,400	15%
Grand Total	\$10,300,000	100%	42,300	100%

C. Categories of Grantees

A wide range of organizations submitted applications and the applications selected for funding reflect this diversity. Table 5 provides an overview of the types of organizations that were selected for funding.

TABLE 5 – APPLICATIONS RECOMMENDED FOR FUNDING BY CATEGORY TYPE

Org Types	Total Funding	% of Funding	# of Orgs	% of Orgs
Non-Profit Community Organization	\$4,520,000	43.88%	35	50.72%
Safety-Net Clinic	\$3,850,000	38.84%	19	27.53%
Tax Preparer	\$500,000	4.91%	5	7.25%
Faith-Based Organization	\$425,000	4.18%	3	4.35%
City, County or Local Government Agency	\$375,000	3.69%	2	2.90%
Chamber of Commerce	\$350,000	3.44%	2	2.90%
School District	\$125,000	1.23%	2	2.90%
Other Private / Public	\$50,000	0.49%	1	1.45%
Total	\$10,300,000	100%	69	100%

D. Non-Funded Organizations

In order to have a strong and robust Navigator Grant Program, it was necessary to have competitive proposals from a large number of organizations. As a result of the competitive nature of the grant program, many well thought out and potentially successful applications were not selected for funding despite a strong evaluation score. As Covered California progressed through the evaluation process it was evident that in many cases a multitude of organizations had submitted strong proposals to reach the same populations. Due to the necessity to reach eligible populations throughout California with the available funding, and organizations that did not have prior enrollment experience, not all organizations were funded. Covered California reached out to organizations not funded to invite them to participate, or continue participating, Community Outreach Network or Certified Application Counselor Program. In this capacity, non-funded organizations will work alongside Covered California to reach out to consumers as a trusted source of information in their community about Covered California. The organizations that partner with Covered California in these ways, outside of the Navigator Program, will be critical in ensuring that all eligible individuals have the information and assistance they need to receive the safety and security that health insurance provides.

Appendix A – 1 Page Grantee Summary

211 Infoline of San Diego County

Amount Requested: \$293,750		Amount Funded: \$250,000	
Organization Type:		Non-Profit Community Organization	
John Ohanian President & CEO 5251 Viewridge Court, Suite 130 San Diego info@211sandiego.org 858-300-1300	Program Affiliation	Enrollment and Renewal Goal	
	<input checked="" type="checkbox"/> CEE Rank: 27 QHP: 674 % Effectuated: 37 # Medi-Cal: 575	1,000	
	Evaluation Score:	95%	
Subcontractors: San Diegans for Healthcare Coverage			
Targeted Counties: Imperial; San Diego			
Target Ethnicities: African; African-American; Caucasian; Filipino; Hispanic/Latino; Hmong; Laotian; Middle Eastern			

Special Demographic Populations: LGBT; Limited English Proficiency; Geographic Areas of San Diego and Imperial Counties, Employees with part-time hours

Access California Services

Amount Requested: \$50,000	Amount Funded: \$50,000	
Organization Type:	Non-Profit Community Organization	
Nahlan Kayali Executive Director 631 S. Brookhurst Street, Suite 107 Anaheim nkayali@accesscal.org 714-917-0440	Program Affiliation	Enrollment and Renewal Goal
	<input checked="" type="checkbox"/> CEE Rank: 154 QHP: 58 % Effectuated: 26 # Medi-Cal: 90	200
	Evaluation Score:	87%

Subcontractors:

Targeted Counties: Los Angeles; Orange; Riverside; San Bernardino; San Diego

Target Ethnicities: Caucasian; Hispanic/Latino; Middle Eastern; Other; Iranian, South Asian

Special Demographic Populations: Limited English Proficiency

Alameda Health Consortium

Amount Requested: \$300,000		Amount Funded: \$300,000	
Organization Type:		Non-Profit Community Organization	
Ralph Silber Executive Director 101 Callan Ave., Suite 300 San Leandro	Program Affiliation	Enrollment and Renewal Goal	
	<input checked="" type="checkbox"/> CEE Rank: 5	1,200	

rsilber@alamedahealthconsortium.org 510-297-0266	QHP: 3,140 % Effectuated:65 # Medi-Cal: 551	
	Evaluation Score:	82%

Subcontractors:

Asian Health Services, Axis Community Health, LaClinica de La Raza, Inc., Lifelong Medical Care, Native American Health Center, Tri-City Health Center, Tiburcio Vasquez Health Center, West Oakland Health Council

Targeted Counties: Alameda

Target Ethnicities: African-American; Caucasian; Chinese; Filipino; Hispanic/Latino; Korean; Vietnamese; Other; American Indian, Asian Indian, Unknown

Special Demographic Populations: Limited English Proficiency; Mixed Immigration Status Families

AltaMed Health Services Corporation

Amount Requested: \$500,000	Amount Funded: \$500,000	
Organization Type:	Safety-Net Clinic	
Castulo de la Rocha President & CEO 2040 Camfield Avenue Los Angeles cadelarocha@altamed.org 323-889-7343	Program Affiliation	Enrollment and Renewal Goal
	<input checked="" type="checkbox"/> CEE Rank: 1 QHP: 3,140 % Effectuated: 21 # Medi-Cal: 6,216	2,000
	Evaluation Score:	96%
Subcontractors: N/A		
Targeted Counties: Los Angeles; Orange		
Target Ethnicities: African; Caucasian; Hispanic/Latino		

Special Demographic Populations:

Ampla Health

Amount Requested: \$100,000		Amount Funded: \$100,000	
Organization Type:		Safety-Net Clinic	
Benjamin H. Flores President & CEO 935 Market Street Yuba City bflores@amplahealth.org 530-674-4261	Program Affiliation	Enrollment and Renewal Goal	
	<input checked="" type="checkbox"/> CEE Rank: 33 QHP: 379 % Effectuated: 76 # Medi-Cal: 601	400	
	Evaluation Score:	81%	
Subcontractors: N/A			

Targeted Counties: Butte; Colusa; Glenn; Sutter; Tehama; Yuba

Target Ethnicities: African-American; Caucasian; Hispanic/Latino; Other; Native American, Pacific Islander/Native Hawaiian, Asian

Special Demographic Populations: College Students; LGBT; Young Adults; Other; MSFWs & Dependents

Bartz-Altadonna Community Health Centers

Amount Requested: \$100,000	Amount Funded: \$50,000	
Organization Type:	Safety-Net Clinic	
<p>Emma Gutierrez Chief Executive Officer 43322 Gingham Ave. Lancaster</p> <p>emma@bachc.org 661-874-4050</p>	Program Affiliation	Enrollment and Renewal Goal
	<p><input checked="" type="checkbox"/> CEE</p> <p>Rank: 172 QHP: 52 % Effectuated: 42</p> <p># Medi-Cal: 61</p>	<p>200</p>
	Evaluation Score:	80%
Subcontractors:		
Targeted Counties: Los Angeles		
Target Ethnicities: African-American; Caucasian; Filipino; Hispanic/Latino; Other; Multi races		

Special Demographic Populations: College Students; LGBT; Limited English Proficiency; Young Adults; Other; Families with mixed immigration status

California Black Chamber of Commerce Foundation

Amount Requested: \$500,000	Amount Funded: \$50,000	
Organization Type:	Chamber of Commerce; Non-Profit Community Organization	
<p>Delores Thompson V.P. Operations 1600 Sacramento Inn Way, Suite 232 Sacramento</p> <p>dthompson@calbcc.org 916-463-0177</p>	Program Affiliation	Enrollment and Renewal Goal
	<p><input checked="" type="checkbox"/> CEE</p> <p>Rank: 62 QHP: 463 % Effectuated: 16</p> <p># Medi-Cal: 96</p>	<p>200</p>
	<p>Evaluation Score:</p>	<p>94%</p>
<p>Subcontractors:</p>		
<p>Targeted Counties: Alameda; Contra Costa; Kern; Los Angeles; Riverside; Sacramento; San Bernardino; San Diego; San Francisco; San Joaquin; Santa Clara; Solano; Sonoma</p>		
<p>Target Ethnicities: African; African-American; Caucasian; Hispanic/Latino; Vietnamese</p>		

Special Demographic Populations: College Students; LGBT; Limited English Proficiency; Young Adults; Other

CA Council of Churches

Amount Requested: \$50,000		Amount Funded: \$50,000	
Organization Type:		Non-Profit Community Organization	
The Rev. Dr. Rick Schlosser Executive Director 4044 Pasadena Avenue Sacramento rick@calchurches.org 916-488-7300	Program Affiliation		Enrollment and Renewal Goal
	<input checked="" type="checkbox"/> CEE Rank: 297 QHP Enrolled: 20 % Effectuated: 30 # Medi-Cal: 42		
	Evaluation Score:		78%
Subcontractors:			
Targeted Counties: Alameda; Contra Costa; Fresno; Los Angeles; Marin; Riverside; Sacramento; San Bernardino; San Francisco; San Joaquin; San Mateo; Santa Clara; Solano			
Target Ethnicities: African-American; Caucasian; Hispanic/Latino; Hmong			

Special Demographic Populations: College Students; LGBT; Limited English Proficiency; Young Adults; Other; Elementary/secondary schools

California Physicians Alliance dba PNHP

Amount Requested: \$50,000		Amount Funded: \$50,000	
Organization Type:		Non-Profit Community Organization	
William Skeen Executive Director 1137 Wilshire Blvd Los Angeles bill@pnhpca.org 213.482.0256	Program Affiliation		Enrollment and Renewal Goal
	<input checked="" type="checkbox"/> CEE Rank: 98 QHP: 101 % Effectuated: 23 # Medi-Cal: 90		200
	Evaluation Score:		82%
Subcontractors:			
Targeted Counties: Los Angeles			
Target Ethnicities: Caucasian; Hispanic/Latino			

Special Demographic Populations: College Students; Limited English Proficiency

Catholic Charities of California, Inc.

Amount Requested: \$299,750		Amount Funded: \$225,000	
Organization Type:		Faith-Based Organization	
Shannon Lahey Executive Director 1119 K Street, 2nd Floor Sacramento emily@catholiccharitiesca.org 916-706-1539	Program Affiliation		Enrollment and Renewal Goal
	<input checked="" type="checkbox"/> CEE Rank: 11 QHP: 1,074 % Effectuated: 43 # Medi-Cal: 1,173		900
	Evaluation Score:		87%
Subcontractors: Catholic Charities Diocese of San Diego, Catholic Charities of Santa Clara County, Catholic Charities of the Diocese of Santa Rosa, Catholic Charities of the Diocese of Monterey			
Targeted Counties: Imperial; Lake; Monterey; Napa; San Diego; San Luis Obispo; Santa Clara; Santa Cruz; Sonoma			
Target Ethnicities: African; African-American; Caucasian; Chinese; Filipino; Hispanic/Latino; Middle Eastern; Vietnamese			

Special Demographic Populations: College Students; LGBT; Limited English Proficiency; Young Adults; Other; Mixed status households, Culturally diverse populations, selected employment sectors, Catholic Charities social services clients, Catholic parishioners

City of Long Beach Department of Health and Human Services

Amount Requested: \$125,000	Amount Funded: \$125,000	
Organization Type:	City, County, or Local Government Agency	
Patrick H. West City Manager 333 W. Ocean Blvd, 13th Floor Long Beach Cheryl. Barrit@longbeach.gov (562) 570-7920	Program Affiliation	Enrollment and Renewal Goal
	<input checked="" type="checkbox"/> CEE Rank: 65 QHP: 354 % Effectuated: 43 # Medi-Cal: 504	500
	Evaluation Score:	74%
Subcontractors:		

Targeted Counties: Los Angeles

Target Ethnicities: African-American; Cambodian; Caucasian; Filipino; Hispanic/Latino

Special Demographic Populations: College Students; LGBT; Limited English Proficiency; Young Adults; Other; Other; sole proprietors; School District

Clinica Sierra Vista

Amount Requested: \$500,000		Amount Funded: \$500,000	
Organization Type:		Safety-Net Clinic	
Stephen W. Schilling Chief Executive Officer 1430 Truxtun Avenue, Suite 400 Bakersfield schilling@clincasierravista.org 661-747-0445	Program Affiliation		Enrollment and Renewal Goal
	<input checked="" type="checkbox"/> CEE Rank: 3 QHP: 2,551 % Effectuated: 65 # Medi-Cal: 4,463		3,000
	Evaluation Score:		77%
Subcontractors:			
Targeted Counties: Fresno; Kern			
Target Ethnicities: African-American; Caucasian; Hispanic/Latino; Hmong			

Special Demographic Populations: College Students; LGBT; Limited English Proficiency; Young Adults; Other; Individuals employed in crop production, families with mixed immigration status

Coalition of Orange County Community Centers

Amount Requested: \$300,000	Amount Funded: \$150,000	
Organization Type:	Non-Profit Community Organization	
<p>Isabel Becerra Chief Executive Officer 17701 Cowan, Suite 220 Irvine</p> <p>ibecerra@coccc.org 949-486-0458</p>	<p>Program Affiliation</p> <p><input checked="" type="checkbox"/> CEE</p> <p>Rank: 49 QHP: 977 % Effectuated: 33</p> <p># Medi-Cal: 684</p>	<p>Enrollment and Renewal Goal</p> <p>600</p>
	<p>Evaluation Score:</p>	<p>81%</p>
<p>Subcontractors: Korean Community Services, Nhan Hoa Comprehensive Health Care Clinic, North Orange County Comm. Health Foundation, Serve the People Community Health Center, Vietnamese Community of Orange County</p>		
<p>Targeted Counties: Orange</p>		
<p>Target Ethnicities: Caucasian; Hispanic/Latino; Korean; Middle Eastern; Vietnamese</p>		

Special Demographic Populations: Limited English Proficiency

Community Health Alliance of Pasadena

Amount Requested: \$250,000		Amount Funded: \$200,000	
Organization Type:		Safety-Net Clinic	
Margaret B Martinez CEO 455 W Montana Street Pasadena mmartinez@chapcare.org 626-993-1227	Program Affiliation	Enrollment and Renewal Goal	
	<input checked="" type="checkbox"/> CEE Rank: 38 QHP: 630 % Effectuated: 54 # Medi-Cal: 706	800	
	Evaluation Score:	80%	
Subcontractors: Young and Healthy Inc., Young Invincibles			

Targeted Counties: Los Angeles

Target Ethnicities: African-American; Caucasian; Chinese; Hispanic/Latino

Special Demographic Populations: College Students; Limited English Proficiency; Young Adults; Other; Other; Other; Other; Families w/Mixed Immigration Status; Hospitals; Elementary and Secondary Schools

Community Health Clinic Ole

Amount Requested: \$100,000	Amount Funded: \$50,000	
Organization Type:	Non-Profit Community Organization; Safety-Net Clinic	
<p>Tanir Ami Chief Executive Officer 1100 Trancas Street, Suite 300 Napa</p> <p>tami@clinicole.org 707-254-1774 x</p>	Program Affiliation	Enrollment and Renewal Goal
	<input checked="" type="checkbox"/> CEE Rank: 71 QHP: 403 % Effectuated: 59 # Medi-Cal: 483	200
	Evaluation Score:	81%
<p>Subcontractors: Upvalley Family Centers, Spirit of Unity, On The Move</p>		
<p>Targeted Counties: Napa; Solano; Sonoma</p>		

Target Ethnicities: African-American; Caucasian; Hispanic/Latino; Other; Asian, Multi-racial

Special Demographic Populations: College Students; LGBT; Limited English Proficiency; Young Adults; Other; mixed immigration status, employment sector with uninsured workers

Community Health Councils

Amount Requested: \$50,000		Amount Funded: \$50,000	
Organization Type:		Non-Profit Community Organization	
Joanne Leslie Board of Directors Vice Chair 3731 Stocker Street Los Angeles audrey@chc-inc.org (323) 295-9372	Program Affiliation	Enrollment and Renewal Goal	
	<input checked="" type="checkbox"/> CEE Rank: 142 QHP Enrolled: 65 % Effectuated: 17 # Medi-Cal: 183	200	
	Evaluation Score:	73%	
Subcontractors:			

Targeted Counties: Los Angeles

Target Ethnicities: African-American; Caucasian; Hispanic/Latino

Special Demographic Populations: Limited English Proficiency

Community Health Partnership, Inc

Amount Requested: \$50,000		Amount Funded: \$50,000	
Organization Type:		Non-Profit Community Organization	
Dolores Alvarado CEO 1401 Parkmoor Avenue, Suite 200 San Jose dolores@chpscc.org 408-556-6605	Program Affiliation	Enrollment and Renewal Goal	
	<input checked="" type="checkbox"/> CEE Rank: 125 QHP Enrolled: 76 % Effectuated: 51 # Medi-Cal: 102	200	
	Evaluation Score:	79%	
Subcontractors:			
Targeted Counties: Santa Clara			
Target Ethnicities: African-American; Caucasian; Chinese; Filipino; Hispanic/Latino; Middle Eastern; Vietnamese			

Special Demographic Populations: College Students; LGBT; Limited English Proficiency; Young Adults; Families of Mixed Immigration Status; Parents of School age children

Comprehensive Community Health Centers, Inc.

Amount Requested: \$150,000	Amount Funded: \$150,000	
Organization Type:	Safety-Net Clinic	
<p>Ara Tavitian CEO 801 S. Chevy Chase Dr. Suite 20 Glendale naomia@cchcenters.org (818) 630-6150</p>	Program Affiliation	Enrollment and Renewal Goal
	<p><input checked="" type="checkbox"/> CEE</p> <p>Rank: 29 QHP: 611 % Effectuated: 25 # Medi-Cal: 614</p>	<p>600</p>
	<p>Evaluation Score:</p>	<p>92%</p>

Subcontractors:

Center for Living and Learning

Targeted Counties: Los Angeles

Target Ethnicities: African-American; Armenian; Caucasian; Filipino; Hispanic/Latino; Korean

Special Demographic Populations: College Students; LGBT; Limited English Proficiency; Young Adults; Other; Other; Individuals losing Medi-Cal due to increase in income; Families with mixed immigration status ; Elementary and secondary schools

Council of Community Clinics

Amount Requested: \$500,000	Amount Funded: \$500,000	
Organization Type:	Non-Profit Community Organization	
Tracy Garmer Chief Operating Officer 7535 Metropolitan Drive San Diego info@ccc-sd.org	Program Affiliation	Enrollment and Renewal Goal
	CEE-No	2,000
	Rank: N/A QHP: N/A	

(619) 542-4300	% Effectuated: N/A	
	# Medi-Cal: N/A	
	Evaluation Score:	85%
Subcontractors: La Maestra Family Clinic, Inc., North County Health Services, Operation Samahan Inc., San Ysidro Health Center Vista Community Clinic		
Targeted Counties: San Diego		
Target Ethnicities: African; African-American; Caucasian; Filipino; Hispanic/Latino; Laotian; Middle Eastern; Vietnamese		
Special Demographic Populations: College Students; Limited English Proficiency		

Crenshaw Health Partners

Amount Requested: \$500,000		Amount Funded: \$150,000	
Organization Type:		Faith-Based Organization	
Ralph T. Gilmer Chairman of the Board 3650 W. Martin Luther King Jr. Blvd Los Angeles info@crenshawhealthpartners.com (310) 736-8722	Program Affiliation		Enrollment and Renewal Goal
	<input checked="" type="checkbox"/> CEE Rank: 25 QHP: 545 % Effectuated:16 # Medi-Cal: 718		600
	Evaluation Score:		73%
Subcontractors:			
Targeted Counties: Los Angeles			
Target Ethnicities: African-American; Caucasian; Hispanic/Latino; Other			

Special Demographic Populations: College Students; LGBT; Limited English Proficiency; Young Adults

D' Access Central Inc

Amount Requested: \$100,000	Amount Funded: \$100,000	
Organization Type:	Tax Preparer	
<p>Nida J Fisher President/CEO 19721 Nordhoff Street Northridge</p> <p>daccesscentral@gmail.com (818) 701-5806</p>	Program Affiliation	Enrollment and Renewal Goal
	<p><input checked="" type="checkbox"/> CEE</p> <p>Rank: 59 QHP: 292 % Effectuated:28</p> <p># Medi-Cal: 206</p>	<p>400</p>
	Evaluation Score:	67%
<p>Subcontractors:</p>		
<p>Targeted Counties: Los Angeles; Ventura</p>		
<p>Target Ethnicities: Caucasian; Filipino; Hispanic/Latino; Other; Asian</p>		

Special Demographic Populations: College Students; LGBT; Limited English Proficiency; Young Adults; Other; Other; Other; Other; New Immigrants; Employees with no health benefits; Those transitioning from Medi-Cal to Covered CA; COBRA eligible; Self-employed

Divine Truth Unity Fellowship Church dba Unity Fellowship Social Justice Ministries

Amount Requested: \$85,000		Amount Funded: \$50,000	
Organization Type:		Faith-Based Organization; Non-Profit Community Organization	
Rev. Benita Ramsey Executive Director 2023 Chicago Avenue, Suite B-21 Riverside revbenita@gmail.com (909) 519-3927	Program Affiliation	Enrollment and Renewal Goal	
	CEE-No Rank: # N/A QHP: N/A % Effectuated: N/A # Medi-Cal: N/A	200	
	Evaluation Score:	80%	

Subcontractors:

Targeted Counties: Riverside; San Bernardino; San Diego

Target Ethnicities: African-American; Caucasian; Hispanic/Latino; Other; Mixed Race

Special Demographic Populations: College Students; LGBT; Limited English Proficiency; Young Adults

Family Health Care Resources

Amount Requested: \$300,000	Amount Funded: \$300,000	
Organization Type:	Non-Profit Community Organization	
Luis C Munoz CEO 1930 Wilshire Blvd, Suite 710 Los Angeles fhcr@att.net 213-413-3040	Program Affiliation	Enrollment and Renewal Goal
	<input checked="" type="checkbox"/> CEE Rank: 23 QHP: 596 % Effectuated: 17	600

	# Medi-Cal: 308	
	Evaluation Score:	77%

Subcontractors:

Targeted Counties: Los Angeles; Orange; Riverside; San Bernardino; Ventura

Target Ethnicities: African; African-American; Armenian; Caucasian; Chinese; Filipino; Hispanic/Latino; Middle Eastern; Russian

Special Demographic Populations: Limited English Proficiency

Family Health Centers of San Diego

Amount Requested: \$500,000	Amount Funded: \$500,000
-----------------------------	--------------------------

Organization Type:	Safety-Net Clinic	
Fran Butler-Cohen President/CEO 823 Gateway Center Way San Diego fran@fhcsd.org 619-515-2301	Program Affiliation	Enrollment and Renewal Goal
	<input checked="" type="checkbox"/> CEE Rank: 6 QHP:1,721 % Effectuated:22 # Medi-Cal: 2,089	2,000
	Evaluation Score:	85%
Subcontractors:		
Targeted Counties: San Diego		
Target Ethnicities: African-American; Caucasian; Filipino; Hispanic/Latino; Middle Eastern; Vietnamese; Other; Multiracial		

Special Demographic Populations: College Students; LGBT; Limited English Proficiency; Young Adults; Other; Other; Military separating from service; service industry

Family HealthCare Network

Amount Requested: \$300,000		Amount Funded: \$200,000	
Organization Type:		Safety-Net Clinic	
Kerry Hydash President & CEO 305 E Center Avenue Visalia khydash@fhcn.org 559-737-4731	Program Affiliation	Enrollment and Renewal Goal	
	<input checked="" type="checkbox"/> CEE Rank: 9 QHP: 761 % Effectuated: 81 # Medi-Cal: 964	800	
	Evaluation Score:	81%	
Subcontractors:			
Targeted Counties: Kings; Tulare			

Target Ethnicities: African-American; Filipino; Hispanic/Latino; Other; Other; Asian; White

Special Demographic Populations: College Students; LGBT; Limited English Proficiency; Young Adults; Other; Other; Migrant Seasonal Farmworkers; Employment Sectors w/high numbers of uninsured persons

Family Tax Services

Amount Requested: \$100,000	Amount Funded: \$75,000	
Organization Type:	Safety-Net Clinic	
<p>Cynthia Hernandez Executive Director 860 East Avenue K Suite A Lancaster, CA 93535</p> <p>Familytax1@yahoo.com 661-339-3360</p>	Program Affiliation	Enrollment and Renewal Goal
	<p><input checked="" type="checkbox"/> CEE</p> <p>Rank: 54</p> <p>QHP: 238</p> <p>% Effectuated: 44.5</p> <p># Medi-Cal: 394</p>	<p>400</p>

Subcontractors: N/A

Targeted Counties: Kern, Los Angeles

Target Ethnicities: African-American; Caucasian; Hispanic/Latino;

Special Demographic Populations: College Students; Young Adults

Golden Valley Health Centers

Amount Requested: \$100,000	Amount Funded: \$75,000	
Organization Type:	Safety-Net Clinic	
Tony Weber CEO 737 W Childs Avenue Merced tweber@gvhc.org (209) 383-1848	Program Affiliation	Enrollment and Renewal Goal
	<input checked="" type="checkbox"/> CEE Rank: 148 QHP: 61 % Effectuated: 72 # Medi-Cal: 740	300
	Evaluation Score:	94%
Subcontractors:		
Targeted Counties: Merced; Stanislaus		
Target Ethnicities: African-American; Caucasian; Hispanic/Latino; Hmong; Laotian; Other		

Special Demographic Populations: College Students; Limited English Proficiency; Young Adults; Other; Other; Other; Mixed Immigration Status; Agricultural Workers

Greenfield Family Resource Center

Amount Requested: \$50,000	Amount Funded: \$50,000	
Organization Type:	School District	
Chris Crawford Superintendent 1624 Fairview Avenue Bakersfield ramirezf@gfusd.net 661-837-3720	Program Affiliation	Enrollment and Renewal Goal
	<input checked="" type="checkbox"/> CEE Rank: 188 QHP: 44 % Effectuated: 55 # Medi-Cal: 104	200
	Evaluation Score:	78%

Subcontractors:

Targeted Counties: Kern

Target Ethnicities: African-American; Caucasian; Filipino; Hispanic/Latino; Hmong; Korean; Middle Eastern; Vietnamese

Special Demographic Populations: College Students; LGBT; Limited English Proficiency; Young Adults; Other; Other; Other; Other; Native Americans; Mixed Immigration Status; Employment Sectors That Lack Insurance; Foster Youth; Middle Income Families

Grupo Comunitario en Salud Integral

Amount Requested: \$50,000	Amount Funded: \$50,000	
Organization Type:	Private Entity-Educational	
<p>Constanza Ramirez President 24815 Acropolis Drive Mission Viejo gcesi@teachers.org (949)8139677</p>	Program Affiliation	Enrollment and Renewal Goal
	<p><input checked="" type="checkbox"/> CEE</p> <p>Rank: 121</p> <p>QHP: 82</p> <p>% Effectuated: 18</p>	<p>200</p>

	# Medi-Cal: 152	
	Evaluation Score:	78%

Subcontractors:
Caminos Foundation

Targeted Counties: Los Angeles; Orange; San Diego

Target Ethnicities: African-American; Hispanic/Latino

Special Demographic Populations: Limited English Proficiency; Young Adults; Other; 25-54

Healthcare Resources Foundation

Amount Requested: \$100,000	Amount Funded: \$50,000	
Organization Type:		
Man Wa Chan Directo/CEO 923 E Valley Blvd., Suite 102 San Gabriel info@hcrprogram.com 881-891-6302	Program Affiliation	Enrollment and Renewal Goal
	CEE-No Rank: N/A QHP Enrolled: N/A % Effectuated: N/A # Medi-Cal: N/A	200
	Evaluation Score:	87%
Subcontractors:		
Targeted Counties: Los Angeles, Orange, Riverside, San Bernardino		
Target Ethnicities: Cambodian, Caucasian, Chinese, Hispanic/Latino, Vietnamese		

Special Demographic Populations: College Students, LGBT, Limited English Proficiency, Young Adults

Healthy Community Forum for the Greater Sacramento Region Sacramento Covered

Amount Requested: \$250,000		Amount Funded: \$250,000	
Organization Type:		Non-Profit Community Organization	
Kelly Bennett Wofford Executive Director 8928 Volunteer Lane, Suite 220 Sacramento kelly@sacramentocovered.org (916) 414-8336	Program Affiliation		Enrollment and Renewal Goal
	<input checked="" type="checkbox"/> CEE Rank: 17 QHP: 799 % Effectuated: 55 # Medi-Cal: 582		1,000
	Evaluation Score:		86%

Subcontractors:

Gender Health Center

Targeted Counties: El Dorado; Placer; Sacramento; Yuba

Target Ethnicities: African-American; Caucasian; Hispanic/Latino; Hmong; Russian; Vietnamese; Other; Asian Indian

Special Demographic Populations: LGBT; Limited English Proficiency; Other; Other; Mixed Immigration Households; Culturally diverse populations

Healthy House Within a MATCH Coalition

Amount Requested: \$75,000		Amount Funded: \$75,000	
Organization Type:		Non-Profit Community Organization	
Candice Adam-Medefind Executive Director 301 W 18th Street, Suite 101 Merced candice@healthyhousemerced.org 209-724-0102	Program Affiliation	Enrollment and Renewal Goal	
	<input checked="" type="checkbox"/> CEE Rank: 90 QHP: 303 % Effectuated:79	300	

	# Medi-Cal: 166	
	Evaluation Score:	80%

Subcontractors:

Targeted Counties: Fresno; Madera; Merced; San Joaquin; Stanislaus

Target Ethnicities: African; African-American; Armenian; Cambodian; Caucasian; Chinese; Filipino; Hispanic/Latino; Hmong; Laotian; Middle Eastern; Russian; Ukrainian; Other; Southeast Asian

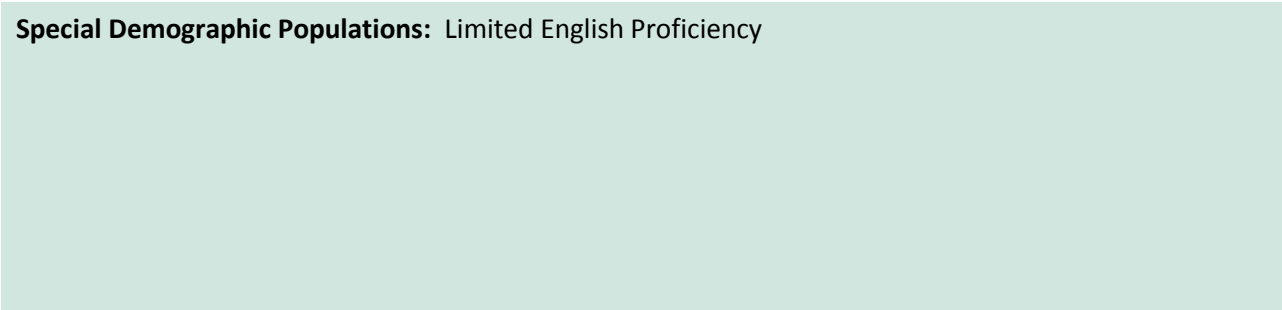
Special Demographic Populations: College Students; LGBT; Limited English Proficiency; Young Adults

Herald Christian Health Center

Amount Requested: \$500,000	Amount Funded: \$400,000
-----------------------------	--------------------------

Organization Type:	Safety-Net Clinic	
<p>Carolyn Eng Chief Operation Officer 923 S San Gabriel Blvd San Gabriel</p> <p>ceng@hchcla.org 626-286-8700</p>	<p>Program Affiliation</p>	<p>Enrollment and Renewal Goal</p>
	<p><input checked="" type="checkbox"/> CEE</p> <p>Rank: 12 QHP: 868 % Effectuated: 48</p> <p># Medi-Cal: 1293</p>	<p>1,600</p>
	<p>Evaluation Score:</p>	<p>91%</p>
<p>Subcontractors: Chinese Christian Herald Crusades</p>		
<p>Targeted Counties: Los Angeles</p>		
<p>Target Ethnicities: Chinese; Hispanic/Latino; Vietnamese</p>		

Special Demographic Populations: Limited English Proficiency



Home Start, Inc.

Amount Requested: \$100,000		Amount Funded: \$100,000	
Organization Type:		Non-Profit Community Organization	
Laura A. Mustari, LCSW CEO 5005 Texas Street, Suite 203 San Diego lmustari@home-start.org 619-692-0727 ex	Program Affiliation		Enrollment and Renewal Goal
	<input checked="" type="checkbox"/> CEE Rank: 63 QHP: 320 % Effectuated: 28 # Medi-Cal: 284		400
	Evaluation Score:		82%
Subcontractors:			
Targeted Counties: San Diego			
Target Ethnicities: African-American; Chinese; Filipino; Hispanic/Latino; Middle Eastern			

Special Demographic Populations: Limited English Proficiency

Hub Cities Consortium

Amount Requested: \$150,000		Amount Funded: \$75,000	
Organization Type:		Non-Profit Community Organization	
Jose Martinez Executive Director 2677 Zoe Avenue Huntington Park jmartinez@hubcities.org (323) 586-4700	Program Affiliation		Enrollment and Renewal Goal
	<input checked="" type="checkbox"/> CEE Rank: 93 QHP: 164 % Effectuated: 6 # Medi-Cal: 207		300
	Evaluation Score:		73%
Subcontractors:			
Targeted Counties: Los Angeles			
Target Ethnicities: African-American; Hispanic/Latino			

Special Demographic Populations: College Students; LGBT; Limited English Proficiency; Young Adults

Inland Wellness Information Network

Amount Requested: \$100,000	Amount Funded: \$100,000	
Organization Type:	Non-Profit Community Organization; Other; Fiscal Agent for Inland Empire Children's Health Initiative	
Jim Peterson Board Chair 1859 W Redlands Blvd, Suite 7A Redlands jpeterson@sbcms.org (909) 273-6000	Program Affiliation	Enrollment and Renewal Goal
	CEE-No Rank: N/A QHP Enrolled: N/A % Effectuated: N/A # Medi-Cal: N/A	400
	Evaluation Score:	76%
Subcontractors: Community Clinic Association of San Bernardino; Kids Come First		
Targeted Counties: San Bernardino		
Target Ethnicities: African-American; Cambodian; Chinese; Hispanic/Latino; Hmong; Japanese; Korean; Other; Other; White 24%; Native American 1%		

Special Demographic Populations: College Students; Limited English Proficiency

Institute for Healthcare Advancement

Amount Requested: \$50,000		Amount Funded: \$50,000	
Organization Type:		Non-Profit Community Organization	
Michael Villaire CEO 501 S. Idaho Street, Suite 300 La Habra info@iha4health.org 562-690-4001	Program Affiliation		Enrollment and Renewal Goal
	<input checked="" type="checkbox"/> CEE Rank: 22 QHP: 868 % Effectuated: 36 # Medi-Cal: 673		200
		Evaluation Score:	84%

Subcontractors:

Targeted Counties: Los Angeles; Orange

Target Ethnicities: African-American; Caucasian; Chinese; Filipino; Hispanic/Latino; Korean; Middle Eastern; Vietnamese

Special Demographic Populations: College Students; LGBT; Limited English Proficiency; Young Adults

Kelly Rolfe Financial Services

Amount Requested: \$500,000	Amount Funded: \$100,000	
Organization Type:	Tax Preparer	
KIMBERLY ROLFE CEO 9800 SOUTH LA CIENEGA BLVD, SUITE 310 Inglewood Kimberly@krfs.org 310-910-0002	Program Affiliation <input checked="" type="checkbox"/> CEE Rank: 30 QHP: 505 % Effectuated: 25 # Medi-Cal: 844	Enrollment and Renewal Goal 400
	Evaluation Score:	71%
Subcontractors:		
Targeted Counties: Los Angeles		
Target Ethnicities: African-American; Caucasian; Filipino; Hispanic/Latino; Other; Pacific Islander		

Special Demographic Populations: College Students; Young Adults

La Familia Counseling Center, Inc.

Amount Requested: \$50,000		Amount Funded: \$50,000	
Organization Type:		Non-Profit Community Organization	
Rachel Rios Executive Director 5523 34th Street Sacramento rachelr@lafcc.org 916-452-3601	Program Affiliation	Enrollment and Renewal Goal	
	CEE-No Rank: # N/A QHP: N/A % Effectuated: N/A # Medi-Cal: N/A	200	
	Evaluation Score:	85%	

Subcontractors:

Targeted Counties: Sacramento

Target Ethnicities: African-American; Caucasian; Hispanic/Latino; Hmong; Vietnamese; Other

Special Demographic Populations: College Students; LGBT; Limited English Proficiency; Young Adults; Other; Mixed Immigration

LDP Financial

Amount Requested: \$300,000	Amount Funded: \$150,000	
Organization Type:	Tax Preparer	
Deyra Arevalo Chief Executive Officer 768 N. Mt. Vernon Avenue San Bernardino deyra@ldpfinancial.com 909-763-2488	Program Affiliation	Enrollment and Renewal Goal
	<input checked="" type="checkbox"/> CEE Rank: 43 QHP: 459 % Effectuated: 38 # Medi-Cal: 501	600
	Evaluation Score:	78%
Subcontractors:		
Targeted Counties: Riverside; San Bernardino		
Target Ethnicities: African-American; Caucasian; Filipino; Hispanic/Latino; Middle Eastern		

Special Demographic Populations: College Students; Limited English Proficiency; Young Adults

Los Angeles Unified School District

Amount Requested: \$158,464		Recommended Funding: \$75,000	
Organization Type:		School District	
Debra Duardo, MSW,EdD Executive Director, SHHS 333 S Beaudry Avenue, Floor 29 Los Angeles debra.duardo@lausd.net 213-241-3840	Program Affiliation		Enrollment and Renewal Goal
	<input checked="" type="checkbox"/> CEE Rank: 50 QHP: 291 % Effectuated: 19 # Medi-Cal: 1,156		300
	Evaluation Score:		92%
Subcontractors:			
Targeted Counties: Los Angeles			
Target Ethnicities: African-American; Caucasian; Chinese; Filipino; Hispanic/Latino; Japanese; Korean; Other; Mixed Race			

Special Demographic Populations: Limited English Proficiency; Young Adults; Other; Other; American-Indian; Uninsured Part-time Emp

MKG Enterprises CORP

Amount Requested: \$200,000		Amount Funded: \$50,000	
Organization Type:		Tax Preparer	
Marshawn Govan CFO 909 E Belmont Avenue Fresno MDGTAX@gmail.com (559) 892-1901	Program Affiliation	Enrollment and Renewal Goal	
	CEE: n/a	200	
	Rank: n/a		
QHP Enrolled: n/a % Effectuated: n/a			
# Medi-Cal: n/a	Evaluation Score:		82%

Subcontractors:

Two Q Inc. dba JP Marketing

Targeted Counties: Fresno

Target Ethnicities: African-American; Caucasian; Hispanic/Latino; Hmong

Special Demographic Populations:

National Coalition of 100 Black Women

Amount Requested: \$500,000	Amount Funded: \$50,000	
Organization Type:	Non-Profit Community Organization	
<p>Maxine Hickman President, National Coalition of Black Women, San 210 Post Street, Suite 714 San Francisco</p> <p>sanfranciscoconcbw@ncbwsf.org 415-666-2524</p>	<p>Program Affiliation</p> <p>CEE-No</p> <p>Rank: # N/A</p> <p>QHP Enrolled: N/A</p> <p>% Effectuated: N/A</p> <p># Medi-Cal: N/A</p>	<p>Enrollment and Renewal Goal</p> <p>200</p>
	<p>Evaluation Score:</p>	<p>83%</p>
<p>Subcontractors:</p> <p>Hope - San Francisco</p>		
<p>Targeted Counties: San Francisco</p>		
<p>Target Ethnicities: African-American; Hispanic/Latino; Other; Other; Other; Asian/Pacific Islander; Native American; Multi-ethnic, non-Latino; Other, non-Latino</p>		

Special Demographic Populations: College Students; LGBT; Limited English Proficiency; Young Adults; Other; Other; Other; Other; Seniors; People with Disabilities; Families with Small Children; Women of Color

North County Health Project, Inc.

Amount Requested: \$275,000	Amount Funded: \$200,000	
Organization Type:	Safety-Net Clinic	
<p>Irma Cota President and CEO 150 Valpreda Rd San Marcos</p> <p>Irma.cota@nchs-health.org 760-736-8738</p>	Program Affiliation	Enrollment and Renewal Goal
	<p><input checked="" type="checkbox"/> CEE</p> <p>Rank: 14</p> <p>QHP Enrolled: 600</p> <p>% Effectuated: 25</p> <p># Medi-Cal: 1,105</p>	<p>800</p>
	Evaluation Score:	82%

Subcontractors:

Targeted Counties: San Diego

Target Ethnicities: African-American; Cambodian; Caucasian; Chinese; Filipino; Hispanic/Latino; Japanese; Korean; Middle Eastern; Vietnamese; Other; Unknown

Special Demographic Populations: College Students; Limited English Proficiency

Northeast Community Clinic

Amount Requested: \$100,000		Amount Funded: \$100,000	
Organization Type:		Safety-Net Clinic	
CHRISTOPHER T. LAU, MD EXECUTIVE DIRECTOR 2550 W Main Street, Suite 301 ALHAMBRA CLAU@NECC.NET (626) 457-6900	Program Affiliation	Enrollment and Renewal Goal	
	<input checked="" type="checkbox"/> CEE Rank: 57 QHP: 322 % Effectuated: 19 # Medi-Cal: 357	400	
	Evaluation Score:	82%	
Subcontractors:			
Targeted Counties: Los Angeles			
Target Ethnicities: African-American; Caucasian; Hispanic/Latino			

Special Demographic Populations: Limited English Proficiency; Young Adults

Northeast Valley Health Corporation

Amount Requested: \$215,000	Amount Funded: \$100,000	
Organization Type:	Safety-Net Clinic	
<p>Kim Wyard Chief Executive Director 1172 N. Maclay Avenue San Fernando</p> <p>VilmaChampion@nevhc.org (818) 898-1388</p>	Program Affiliation	Enrollment and Renewal Goal
	<p><input checked="" type="checkbox"/> CEE</p> <p>Rank: 32 QHP: 381 % Effectuated: 13</p> <p># Medi-Cal: 559</p>	<p>400</p>
	Evaluation Score:	91%
<p>Subcontractors:</p>		
<p>Targeted Counties: Los Angeles</p>		
<p>Target Ethnicities: African-American; Armenian; Caucasian; Filipino; Hispanic/Latino; Middle Eastern; Other; Undefined</p>		

Special Demographic Populations: College Students; LGBT; Limited English Proficiency; Young Adults; Other; Homeless

Omni Family Health

Amount Requested: \$300,000		Amount Funded: \$300,000	
Organization Type:		Safety-Net Clinic	
Veronica Loya-Alcocer Omni Family Health 320 James Street Shafter valcocer@omnifamilyhealth.org	Program Affiliation	Enrollment and Renewal Goal	
	<input checked="" type="checkbox"/> CEE Rank: 13 QHP: 996 % Effectuated: 69 # Medi-Cal: 1,447	1,200	
	Evaluation Score:	88%	

Subcontractors:

Targeted Counties:

Target Ethnicities: Caucasian; Other

Special Demographic Populations:

Open Door Community Health Centers

Amount Requested: \$200,000	Amount Funded: \$50,000	
Organization Type:	Non-Profit Community Organization; Safety-Net Clinic	
<p>Herrmann Spetzler Chief Executive Officer 670 Ninth Street, Suite 203 Arcata</p> <p>hspetzler@opendoorhealth.com 707-826-8633</p>	Program Affiliation	Enrollment and Renewal Goal
	<p><input checked="" type="checkbox"/> CEE</p> <p>Rank: 55 QHP Enrolled: 236 % Effectuated: 87</p> <p># Medi-Cal: 150</p>	<p>200</p>
	<p>Evaluation Score:</p>	<p>77%</p>
<p>Subcontractors:</p>		
<p>Targeted Counties: Del Norte; Humboldt</p>		
<p>Target Ethnicities: African-American; Caucasian; Hispanic/Latino; Other; Other; Other; American Indian/Alaskan Native; Two or More Races; Asian; Native Hawaiian/Other Pacific Islander</p>		

Special Demographic Populations: College Students; LGBT; Limited English Proficiency; Young Adults; Other; Other; Other; Other; Expectant Mothers; Persons Experiencing Homelessness; Migrant/Seasonal Agricultural Workers; Mixed Immigration Status Families

Planned Parenthood of Orange and San Bernardino Counties

Amount Requested: \$50,000	Amount Funded: \$50,000	
Organization Type:	Non-Profit Community Organization	
Jon Dunn President/CEO 700 S. Tustin Street Orange jdunn@pposbc.org 714-633-6373	Program Affiliation	Enrollment and Renewal Goal
	<input checked="" type="checkbox"/> CEE Rank: 60 QHP: 315 % Effectuated: 21 # Medi-Cal: 782	200
	Evaluation Score:	80%

Subcontractors:

Targeted Counties: Orange; San Bernardino

Target Ethnicities: African-American; Caucasian; Hispanic/Latino; Vietnamese; Other; Asian - Native Hawaiian/Pacific Islander

Special Demographic Populations: College Students; Young Adults

Providence Little Company of Mary Foundation

Amount Requested: \$150,000		Amount Funded: \$125,000	
Organization Type:		Non-Profit Community Organization	
Jim Tehan Director, Community Partnerships 2601 Airport Drive, Suite 220 Torrance jim.tehan@providence.org 310-303-5086	Program Affiliation		Enrollment and Renewal Goal
	<input checked="" type="checkbox"/> CEE Rank: 51 QHP: 394 % Effectuated: 31 # Medi-Cal: 516		500
	Evaluation Score:		75%
Subcontractors:			
Targeted Counties: Los Angeles			
Target Ethnicities: African-American; Caucasian; Chinese; Filipino; Hispanic/Latino; Japanese; Korean; Other; Pacific Islander			

Special Demographic Populations: Limited English Proficiency; Young Adults


Quantum Investments Inc. dba Liberty Tax Service

Amount Requested: \$200,000	Amount Funded: \$100,000	
Organization Type:	Tax Preparer	
<p>Darcy Alvarez ACTA 454 E Carson Plaza Drive, Ste. 109 Carson</p> <p>dalvarez@mylibtax.com 424-271-6457</p>	<p>Program Affiliation</p> <p><input checked="" type="checkbox"/> CEE</p> <p>Rank: 74 QHP: 365 % Effectuated: 28</p> <p># Medi-Cal: 346</p>	<p>Enrollment and Renewal Goal</p> <p>400</p>
	<p>Evaluation Score:</p>	<p>69%</p>
<p>Subcontractors:</p>		
<p>Targeted Counties: Los Angeles; Orange; Riverside; San Bernardino; San Diego</p>		
<p>Target Ethnicities: African; African-American; Armenian; Cambodian; Caucasian; Chinese; Filipino; Hispanic/Latino; Hmong; Japanese; Korean; Laotian; Middle Eastern; Russian; Ukrainian; Vietnamese</p>		

Special Demographic Populations: College Students; LGBT; Limited English Proficiency; Young Adults

Quinn Community Outreach Corporation

Amount Requested: 100,000	Amount Funded: 50,000	
Organization Type:	Non-Profit Community Organization	
<p>Eudora Mitchell Executive Director 25400 Alessandro Blvd, Suite 101 Moreno Valley</p> <p>eudoramitchell@hotmail.com (951) 485-3734</p>	<p>Program Affiliation</p> <p><input checked="" type="checkbox"/> CEE</p> <p>Rank: 107 QHP: 135 % Effectuated: 25</p> <p># Medi-Cal: 321</p>	<p>Enrollment and Renewal Goal</p> <p>200</p>
	<p>Evaluation Score:</p>	<p>70%</p>
<p>Subcontractors:</p> <p>Inland Empire AME Ministerial Alliance</p>		
<p>Targeted Counties: Riverside; San Bernardino</p>		
<p>Target Ethnicities: African-American; Caucasian; Hispanic/Latino</p>		



Redwood Community Health Coalition

Amount Requested: \$500,000	Amount Funded: \$500,000	
Organization Type:	Non-Profit Community Organization	
<p>Suzie Shupe Chief Executive Officer 1310 Redwood Way, Suite 135 Petaluma</p> <p>sshupe@rchc.net (707) 285-2974</p>	<p>Program Affiliation</p> <p><input checked="" type="checkbox"/> CEE</p> <p>Rank: 2 QHP: 3,561 % Effectuated: 63</p> <p># Medi-Cal: 3,123</p>	<p>Enrollment and Renewal Goal</p> <p>2,100</p>
	<p>Evaluation Score:</p>	<p>83%</p>
<p>Subcontractors: Coppertower Family Medical Center, Inc., Alliance Medical Center, Coastal Health Alliance, CommuniCare Health Centers, Community Action Partnership, Jewish Community Free Clinic, Marin City Health & Wellness Center, Marin Community Clinic, Petaluma Health Center, Inc., Santa Rosa Community Health Centers, Sonoma County Indian Health Project, Sonoma Valley Community Health Center, West County Health Centers, Inc., Winter Health Care Foundation, Inc.</p>		
<p>Targeted Counties: Marin; Sonoma; Yolo</p>		
<p>Target Ethnicities: African-American; Caucasian; Chinese; Filipino; Hispanic/Latino; Japanese; Korean; Middle Eastern; Russian; Vietnamese</p>		

Special Demographic Populations: College Students; LGBT; Limited English Proficiency; Young Adults; Other; Other; Other; Other; Unemployed persons; Mixed immigration status families; Uninsured workers; Homeless persons

Riverside County Black Chamber of Commerce

Amount Requested: \$500,000	Amount Funded: \$300,000	
Organization Type:	Chamber of Commerce	
<p>Ellary L. Bhimji Executive Director 2060 Chicago Avenue, Suite A13 Riverside</p> <p>ellary@riversidecountybcc.org 951-823-0175</p>	Program Affiliation	Enrollment and Renewal Goal
	<p><input checked="" type="checkbox"/> CEE</p> <p>Rank: 20</p> <p>QHP: 876</p> <p>% Effectuated: 20</p> <p># Medi-Cal: 674</p>	<p>1,200</p>
	Evaluation Score:	80%

Subcontractors:

Targeted Counties: Los Angeles; Riverside; San Bernardino

Target Ethnicities: African; African-American; Caucasian; Hispanic/Latino; Middle Eastern

Special Demographic Populations: College Students; LGBT; Limited English Proficiency; Young Adults; Other; Casual workers

Saban Community Clinic

Amount Requested: \$100,000	Amount Funded: \$100,000	
Organization Type:	Safety-Net Clinic	
Claudia Portillo Escobar Saban Community Clinic 6043 Hollywood Blvd. Los Angeles cportillo@sabancommunityclinic.org	Program Affiliation	Enrollment and Renewal Goal
	<input checked="" type="checkbox"/> CEE Rank: 61 QHP: 571 % Effectuated: 16 # Medi-Cal: 860	400
	Evaluation Score:	78%
Subcontractors:		
Targeted Counties: Los Angeles		
Target Ethnicities: Caucasian; African American		

Special Demographic Populations:

Salud Para La Gente

Amount Requested: \$225,000	Amount Funded: \$100,000	
Organization Type:	Safety-Net Clinic	
Dori Rose Inda Chief Executive Officer 195 Aviation Way, Ste 200 Watsonville sschat@splg.org 831-728-8250	Program Affiliation	Enrollment and Renewal Goal
	<input checked="" type="checkbox"/> CEE Rank: 75 QHP Enrolled: 163 % Effectuated: 81 # Medi-Cal: 170	400
	Evaluation Score:	82%
Subcontractors: Community Bridges Pajaro Valley Unified School District		
Targeted Counties: Monterey; Santa Cruz		
Target Ethnicities: African-American; Caucasian; Hispanic/Latino		

Special Demographic Populations: Limited English Proficiency; Other; Other; Other; Migrant and seasonal farmworkers; Hospitality workers; Low income

San Diego Black Health Associates, Inc.

Amount Requested: \$100,000	Amount Funded: \$50,000	
Organization Type:	Non-Profit Community Organization	
<p>Denise Adams-Simms Executive Director 5275 Market Street, Suite C-23 San Diego info@SDBHA.org 619-906-4002</p>	Program Affiliation	Enrollment and Renewal Goal
	<p>CEE-No</p> <p>Rank:</p> <p>QHP Enrolled:</p> <p>% Effectuated:</p> <p># Medi-Cal:</p>	<p>200</p>
	<p>Evaluation Score:</p>	<p>78%</p>

Subcontractors:

Targeted Counties: San Diego

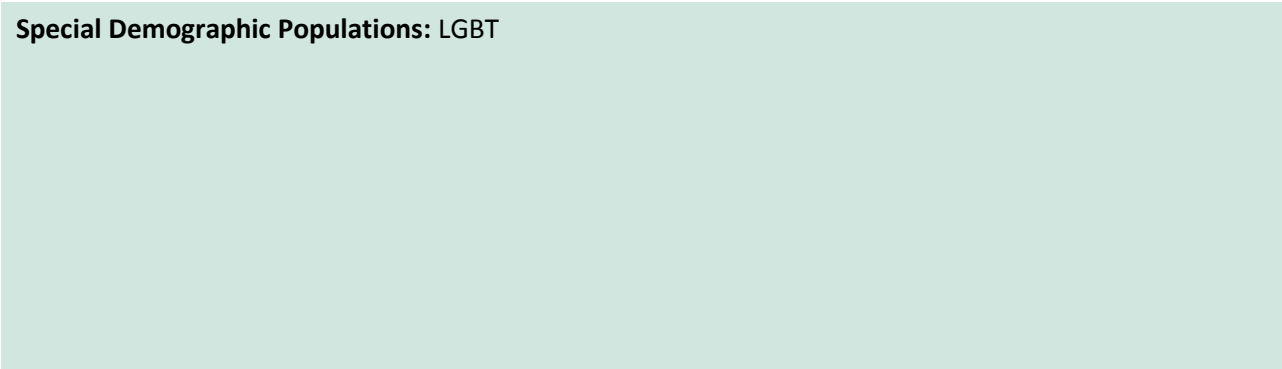
Target Ethnicities: African; African-American; Filipino; Hispanic/Latino

Special Demographic Populations: College Students; LGBT; Young Adults

San Joaquin County Pride Center Inc

Amount Requested: \$50,000		Amount Funded: \$50,000	
Organization Type:		Non-Profit Community Organization	
Nicholas Hatten Executive Director 109 N Sutter Street Stockton sjpridecenter@gmail.com 209-466-7572	Program Affiliation	Enrollment and Renewal Goal	
	<input checked="" type="checkbox"/> CEE Rank: 97 QHP Enrolled: 101 % Effectuated: 57 # Medi-Cal: 109	400	
	Evaluation Score:	62%	
Subcontractors:			
Targeted Counties: San Joaquin; Stanislaus			
Target Ethnicities: African-American; Cambodian; Caucasian; Chinese; Filipino; Hispanic/Latino; Hmong; Japanese; Korean; Laotian; Middle Eastern; Other; Native American			

Special Demographic Populations: LGBT



San Mateo County Health System

Amount Requested: \$250,000	Amount Funded: \$250,000	
Organization Type:	City, County, or Local Government Agency	
Jean S Fraser Chief 225 37th Avenue, Room 178.2 San Mateo jfraser@smcgov.org 650-573-2585	Program Affiliation	Enrollment and Renewal Goal
	<input checked="" type="checkbox"/> CEE Rank: 10 QHP: 1,163 % Effectuated: 46 # Medi-Cal: 698	1,000
	Evaluation Score:	89%
Subcontractors: Healthways Ravenswood Family Health Center		
Targeted Counties: San Mateo		
Target Ethnicities: African-American; Caucasian; Chinese; Filipino; Hispanic/Latino; Other		

Special Demographic Populations: College Students; LGBT; Limited English Proficiency; Young Adults; Other; Other; Other; Unemployed; Disabled; Chronic Conditions

Solano Coalition for Better Health

Amount Requested: \$200,000		Amount Funded: \$175,000	
Organization Type:		Non-Profit Community Organization	
Joanie Erickson Executive Director 1 Harbor Center, Suite 270 Suisun City info@solanocoalition.org 800-978-7547	Program Affiliation		Enrollment and Renewal Goal
	<input checked="" type="checkbox"/> CEE Rank: 45 QHP: 489 % Effectuated: 59 # Medi-Cal: 311		700
	Evaluation Score:		81%
Subcontractors: Solano County Department of Child Support Services			
Targeted Counties: Contra Costa; Napa; Solano			
Target Ethnicities: African-American; Caucasian; Filipino; Hispanic/Latino			

Special Demographic Populations: College Students; Limited English Proficiency; Young Adults

St. Francis Medical Center of Lynwood Foundation

Amount Requested: \$400,000		Amount Funded: \$175,000	
Organization Type:		Non-Profit Community Organization	
Gerald T. Kozai, Pharm.D. President/CEO, St. Francis Medical Center 3630 East Imperial Highway Lynwood (310) 900-7301	Program Affiliation		Enrollment and Renewal Goal
	<input checked="" type="checkbox"/> CEE Rank: 46 QHP: 434 % Effectuated: 8 # Medi-Cal: 154		700
	Evaluation Score:		82%
Subcontractors:			
Targeted Counties: Los Angeles			
Target Ethnicities: African-American; Caucasian; Hispanic/Latino			

Special Demographic Populations: Limited English Proficiency; Young Adults; Other; Older Adults (<65)

The Actors' Fund of America

Amount Requested: \$125,000		Amount Funded: \$100,000	
Organization Type:		Non-Profit Community Organization	
Joseph P. Benincasa President and CEO 729 Seventh Avenue, 10th Fl. New York jbeninca@actorsfund.org 212-221-7300	Program Affiliation		Enrollment and Renewal Goal
	<input checked="" type="checkbox"/> CEE Rank: 84 QHP: 225 % Effectuated: 60 # Medi-Cal: 73		400
	Evaluation Score:		87%
Subcontractors:			
Targeted Counties: Alameda; Los Angeles; San Diego; San Francisco			
Target Ethnicities: African-American; Caucasian; Chinese; Hispanic/Latino; Japanese			

Special Demographic Populations: Other; Arts & entertainment professionals

The Children's Clinic, "Serving Children and Their Families"

Amount Requested: 500,000		Amount Funded: 100,000	
Organization Type:		Safety-Net Clinic	
Elisa Nicholas, MD,MSPH Chief Executive Officer 2790 Atlantic Avenue Long Beach enicholas@thechildrensclinic.org 562-933-0430	Program Affiliation		Enrollment and Renewal Goal
	<input checked="" type="checkbox"/> CEE Rank: 106 QHP Enrolled: 93 % Effectuated: 37 # Medi-Cal: 208		400
	Evaluation Score:		78%
Subcontractors:			
Targeted Counties: Los Angeles			
Target Ethnicities: African-American; Cambodian; Caucasian; Filipino; Hispanic/Latino; Korean; Vietnamese			

Special Demographic Populations: College Students; LGBT; Limited English Proficiency; Young Adults; Other; Other; Other; Other; Medically Underserved Areas (MUA); Seniors and Other People with Disabilities; Families with Mixed Immigration Status; Mono-lingual Spanish and Khmer speakers;

The G.R.E.E.NE Foundation

Amount Requested: \$100,000		Amount Funded: \$50,000	
Organization Type:		Non-Profit Community Organization	
Ernesta Wright Program Director 1971 E. Fourth Street, Suite 320 Santa Ana thegreenfoundation333@gmail.com 714-507-0338	Program Affiliation	Enrollment and Renewal Goal	
	<input checked="" type="checkbox"/> CEE Rank: 198 QHP Enrolled: 40 % Effectuated: 35 # Medi-Cal: 125	400	
	Evaluation Score:	73%	

Subcontractors:

Targeted Counties: Alameda; Contra Costa; Los Angeles; Orange; Riverside; Sacramento

Target Ethnicities: African; African-American; Caucasian; Hispanic/Latino

Special Demographic Populations: College Students; Limited English Proficiency; Young Adults

Tides Center/California Coverage & Health Initiatives

Amount Requested:\$ 345,778		Amount Funded: \$150,000	
Organization Type:		Non-Profit Community Organization	
Kriss Deiglmeier CEO Tides Center 1014 Torney Avenue San Francisco kdeiglmeier@tides.org 415-561-6400	Program Affiliation		Enrollment and Renewal Goal
	<input checked="" type="checkbox"/> CEE Rank: 58 QHP: 916 % Effectuated: 61		600

	# Medi-Cal: 525	
	Evaluation Score:	94%

Subcontractors:

El Concilio Family Resource and Referral Center, Give for a Smile, Santa Barbara County Education Office, Yolo County Childrens Alliance

Targeted Counties: Orange; Sacramento; San Joaquin; Santa Barbara; Stanislaus; Yolo

Target Ethnicities: African-American; Caucasian; Chinese; Hispanic/Latino; Hmong; Japanese; Korean; Russian

Special Demographic Populations: College Students; LGBT; Limited English Proficiency; Young Adults; Other; Field Workers

Unidos Por La Musica

Amount Requested: \$350,000		Amount Funded: \$250,000	
Organization Type:		Non-Profit Community Organization	
Oscar Ayon Executive Director 4055 Guasti Road Ontario oayon@unidosporlamusica.org (909)391-3999	Program Affiliation		Enrollment and Renewal Goal
	<input checked="" type="checkbox"/> CEE Rank: 19 QHP: 772 % Effectuated: 9 # Medi-Cal: 563		1,000
		Evaluation Score:	90%
Subcontractors:			
Targeted Counties: Riverside; San Bernardino			
Target Ethnicities: African-American; Caucasian; Hispanic/Latino			

Special Demographic Populations: